




Item #: 59515

WG, Frozen, Fully Cooked Breaded Breakfast Chicken Patties – White/Dark

Pack Size: 4/5 lb bag, 20 lb case
Serving Size: 1 patty, 1.60 oz
Servings Per Case: 200

STATEMENT OF CHILD NUTRITION FOOD BASED MEAL PATTERN EQUIVALENCY: 1.00 OZ M/MA & .50 OZ EQ. GR.

PREPARATION INSTRUCTIONS

For best results Keep frozen until ready to prepare.			
Conventional Oven	Preheat oven to 375°F	Turn product after 6 minutes.	Cook for 12-14 Minutes
Convection Oven	Preheat oven to 375°F		Cook for 10-12 Minutes
Fryer	Preheat fryer to 350°F		Cook for 3 Minutes



INGREDIENTS

Chicken, Water, Vegetable Protein Product [Soy Protein Concentrate, Zinc Oxide, Niacinamide, Ferrous Sulfate, Copper Gluconate, Vitamin A Palmitate, Calcium Pantothenate, Thiamine Mononitrate (B1), Pyridoxine Hydrochloride (B6), Riboflavin (B2), And Cyanocobalamin (B12)], Whole Wheat Flour, Enriched Wheat Flour (Enriched With Niacin, Reduced Iron, Thiamine Mononitrate, Riboflavin, Folic Acid), Contains 2% Or Less Of Salt, Sugar, Modified Food Starch, Disodium Inosinate And Disodium Guanylate, Sodium Phosphates, Maltodextrin, Nonfat Milk, Leavening (Sodium Bicarbonate, Sodium Acid Pyrophosphate, Monocalcium Phosphate), Spices, Dextrose, Yeast, Extractives Of Paprika, Wheat Gluten, Yeast Extract, Sunflower Oil, Flavors. Breading Set In Vegetable Oil.

Allergens: Wheat, Soy, Milk

ITEM DETAILS

UPC: 00850045077365
Shelf Life: 12 Months
Pack Size: 4/5 lb bags, 20 lb case
Serving Size: 1.60 oz
Servings Per Case: 200
Storage Temperature: 0°F; Frozen

PACKING INFORMATION

Weight of Bag: 5 lbs.
Bags per Case: 4
Net Case Weight: 20.00 lbs.
Gross Case Weight: 21.50 lbs.
Case Dimensions: 16.500"L x 10.375"W x 11.125"H
Case Cube: 1.102 ft³
TIHi: 10 X 7
Cases/Pallet: 70

Nutrition Facts

Serving size **1 Patty (45g)**

Amount per serving

Calories 80

% Daily Value*

Total Fat 2g	3%
Saturated Fat 0g	0%
Trans Fat 0g	
Cholesterol 15mg	5%
Sodium 290mg	13%
Total Carbohydrate 9g	3%
Dietary Fiber 2g	7%
Total Sugars 1g	
Includes 1g Added Sugars	2%
Protein 8g	
Vitamin D 0mcg	0%
Calcium 30mg	2%
Iron 1.3mg	8%
Potassium 190mg	4%

*The % Daily Value tells you how much a nutrient in a serving of food contributes to a daily diet. 2,000 calories a day is used for general nutrition advice.

,QA Director

BID SPECS

Each srvg to meet 1 oz m/ma and 0.50 oz eq gr; 51% WG; Each srvg to have no more than 80 calories; 290mg sodium and 2g fat and 0g sat fat.